



USE OF PLASTIC BAG WASTAGE IN CONCRETE MIX

1Ch Geetha, 2P Shivasanker, 3P. Varun 1, 2Assistant Professor, 3Student Department of Civil Engineering Christu Jyothi Institute of Technology & Science, Colombo Nagar, Telangana

ABSTRACT

The customary plastic bag is presently essential for our day by day lives. It's anything but a critical wellspring of contamination and hurtful to the climate. Billions of bags are tossed day by day in nature. Apparently reusing isn't beneficial according to perspective of biological and financial, lightweight to be moved and reusing, burn-through a larger number of assets than it would reestablish.

The serious issues brought about by the presence of plastic waste in landfills, in metropolitan and field regions, force a worry of expanding scale for reasons of cleanliness and climate. The pressure driven cement is a material somewhat close, solid waterproof dormant and minimized, which can decrease the impact of the temperature and forestall pollution of the encompassing living climate from hurtful impacts of plastic.

In this setting it was considered suitable to remember for the organization of common substantial components of destroyed plastic waste bag (LDPE), with differing rates of replacement of the granular skeleton, as a procedure for recuperation and valorisation by the lower cost procedure.

A test examination needs to completed to consider the presentation of the M25 grade concrete with the inclusion of plastic bag squander (LDPE) the properties like workability and compressive strength of concrete has researched.

KEY WORDS: plastic bag wastage, compression strength, workability, split tensile strength

1. INTRODUCTION

The changed way of life and interminably expanding populace has brought about a huge ascent in the amount of post consumer plastic

waste. The world's yearly utilization of plastic materials has expanded from around 5 million

tons in the 1950's to almost 100 million tons in later times, bringing about a huge expansion in the measure of plastic waste age. Out of this waste, a critical part is reused yet most of post-purchaser plastic squanders, similar to cleanser sachets, convey sacks, nitro packs, milk and water pockets and so on however recyclable, remains similarly immaculate as they are hard to isolate from family trash. In the greater part of the cases, such post consumer squander either litters for what it's worth or is discarded via land filling. The removal of post-buyer plastic squander thusly presents huge ecological perils as it brings about decrease in soil ripeness, decrease in water permeation, discharge of harmful gases, wellbeing danger to creatures and birds burning-through the squanders, poor seepage because of landfill, contamination of ground water due to draining of synthetics from these side-effects and so forth Removal of waste plastic buyer sacks from the homegrown has become a significant issue to the organizations in the town and urban areas. The waste plastic packs accessible in the homegrown waste primarily comprise of low density polyethylene (LDPE). Plastic packs unloaded in the dustbins discover their direction into the seepage framework and obstruct them. Regularly, these are scorched along the side of the road, which produces exhaust causing air contamination.

Worldwide utilization has expanded unreasonably plastic. Creation burns-through about 10% of oil utilization, it exhausts non-inexhaustible items. Their creations devour oil based commodities, water, energy and produces ozone harming substance emanations answerable for an Earth-wide temperature boost and draining non-inexhaustible normal assets. In this way, we

take every day gigantic sums in different structures. The serious issues brought about by the presence in metropolitan regions and in the open country, huge amounts of plastic waste force a worry of expanding greatness for reasons of cleanliness and climate. A piece of plastic tossed into the nature or shipped off landfill, will crumble following a very long while or even hundreds of years during which human existence, plants, creatures and bugs are genuinely undermined and harmed. It applies to the flow of water and air in various living conditions (land, water, air), causing the depleting of the water and sinks, covering of fauna and verdure and the discharge of harmful air toxin gas.



Fig 1.1. plastic bags

Dirtying firmly the environment with destructive outflows during burning, reusing or capacity in landfills or then again evident. Pressure driven cement is a moderately close and sturdy waterproof material dormant, smaller, which can decrease the impact of temperature and secure the environmental factors against destructive plastic. In this setting it was considered proper to bring into the arrangement of customary substantial components of destroyed plastic waste bag [2,3], with differing rates of replacement of the granular skeleton, as a method that permits their recuperation and removal by the lower cost. It is a straightforward and clean to kill these hazardous components and partake in nature protection strategy.

Removal of waste plastic customer bags from the homegrown has become a significant issue to the offices in the town and urban areas. The waste plastic bags accessible in the homegrown squander mostly comprise of low thickness polyethylene (LDPE).

Plastic bags unloaded in the dustbins discover their direction into the seepage framework and stop up them. Frequently, these are singed along the side of the road, which produces vapor causing air contamination.

Five levels. 10 %, 20 %, 30 %, 40 % & 50 % by volume of aggregates were used for the preparation of the concretes.

Then estimating the strength of the cube and comparing the strength of cube and finding out best suitable percent of plastic bag wastage.

1.1. History:

- The need of improving the engineering properties of concrete has been recognized for as long as construction has existed. The concrete was invented in 1300BC. The concrete is the second most usable material on the earth after water.

- Cement has been using as binding material in concrete and also lime. In recent time the concrete has been mixing with some different material like Fly ash, resins, plastic and any other materials with using of different materials the properties of concrete has changed and researches are done for the feasibility of concrete and so many innovations are done on concrete and the give better results because of that we are expanding that in constructions. Different materials mixed in the concrete for different purposes like good workability strength and self compaction in the past plastic wastage was used in the concrete researches are done on this they found better results in that.

1.2. Scope of work

The utilization of plastic waste in concrete is a monetary goal with natural effect vital in view of the gigantic amounts disposed of every day. Same recuperation of such squanders as optional crude material, keeps away from discharges in any remaining areas. An all encompassing way to deal with squander the board overall and specifically plastic, particularly packs, containers and jars will have positive ramifications for the security of the climate. Thus the significant advantages of good practices in squander the executives and arranging conditions and release. In this setting the Board of Directors of the United Nations Environment Program (UNEP) has made its International Eco

- Technology Center (IETC) [3].

It is a branch which is answerable for measures in the field of waste administration, look and improve these co-benefits, think about the possible effects on environment, give an essential system drove by UNEP to help part nations to focus on assets and advance the endeavors of

waste administration to alleviate contamination and thus the sensational environmental change. In this setting anticipation procedures face the waste which should under ecodesign keeping away from their utilization and capacity, hence creating advancement cycles of recuperation and removal perfect and basic, get the best crisis need.

1.3. Agressiveness of plastic bags

- The conventional plastic bag are currently is essential for our every day lives, they showed up in the last part of the 50s. Following years and years they have become especially huge and a wellspring of contamination compromising wholes during their life cycles. They are frequently found in landfills in the friend, even in the roads of our urban communities. Billions of bag are tossed every day [4], where we can meet bag LDPE, HDPE or PP.

- Realizing that the control in this region isn't exceptionally exacting. We can regularly discover markets, in many nations, reused items at least multiple times or indeed, even resistant. As it is hard for non-specialized individuals and surprisingly the laborers sort to separate them with the unaided eye.

- The volume of these amounts is tremendous in the event that they are open or swollen in nature. Hence biological and natural harm are limitless.

- Shockingly they are circulated "free of charge" by the stores. A similar situation is rehashed somewhere else in the world, to see a more genuine way in immature nations.

- Apparently reusing isn't beneficial from a biological and monetary perspective. They will be as well light and cumbersome for move and reuse, reusing burn-through a bigger number of assets than it would return between 80- 100 % of plastic bags are not arranged and cleaned or reused they will in general fly and move with water.

- Given their extremely long life can be discovered wherever in the common habitat by many millions in the land also, ocean in fields and mountains, in the streams, where they add to the corruption of the scene. They are answerable for the obliteration of biodiversity and rot in living conditions as little particles of different sizes up the infinitesimal scale, given their low densities they will be simpler to inhale or swallow, they kill thus a huge number of plants and creatures ashore and ocean every year. The undertaking of the

seventh mainland expected to measure and benchmark the condition of plastic contamination in the centre of the Pacific.

- The Mediterranean Sea has gotten messy world by the plastic "Mission TERA-MED". A few landmasses have been found since 1997 to as of not long ago the first is because of the vortex of squander in the North Pacific which is a locale of subtropical gyre of the North Pacific, otherwise called the gyre of waste, "plastic soup". Other comparative regions have been found in the north and south of the Atlantic Sea. They structure the seventh, eighth, 10th, ... mainland. These are enormous spaces of garbage, generally plastic,

1.4. Source of Employment in the Management of Plastics

- Plastic reusing was occurring on a critical scale in an India. As much as 60 % of both modern and metropolitan plastic waste is reused which got from different sources. Individuals in India have delivered plastic squanders on enormous scope have immense monetary worth, thus, reusing of waste plastics assumes a significant part in giving business.

- This aides for the monetary improvement of the country. Indian development industry makes part of work openings and records for significant bit of the capital expense in progressive 5-year plans of our country.

1.5. Objectives

- 1) To prepare economical concrete of nearly equal advantage to that of nominal mix.

- 2) To find out the optimum percentage of Addition of plastic bag wastage to concrete.

- 3) Economical concrete by Adding concrete with plastic bag wastage without affecting the strength.

- 4) To study the effects of plastic bag wastage on concrete.

- 5) To compare the results with normal concrete mix.

1.6. Factors Affecting Strength of Concrete

Concrete strength is influenced by numerous factors, like nature of crude materials, water/concrete proportion, coarse/fine total proportion, time of concrete, compaction of concrete, temperature, relative dampness and restoring of concrete.

1.7. Nature of Raw Materials

Concrete: Provided the concrete adjusts with the fitting norm and it has been put away effectively

(for example in dry conditions), it ought to be appropriate for use in concrete.

Aggregates: Quality of aggregates, its size, shape, surface, strength and so forth decides the strength of concrete. The presence of salts (chlorides and sulfates), residue and dirt additionally diminishes the strength of concrete.

Water: every now and again the nature of the water is covered by a provision expressing "...the water ought to be good for drinking...". This rule however isn't outright and reference ought to be made to individual codes for testing of water development reason.

Water / Cement Ratio

Effect of water/cement ratio on concrete strength.

- The higher water/cement ratio, the greater the initial spacing between the cement grains and the higher the volume of residual voids not filled by hydration products.
- For a given cement content, the workability of the concrete is reduced if the water/cement ratio is also reduced. A lower the water cement ratio means it is less water, or more cement and lower workability.
- However if the workability becomes too or heardned low the concrete becomes difficult to compact and the strength of concrete reduces. For a given set of materials and environment conditions, the strength at any age or time depends only on the water-cement ratio, providing full compaction can be achieved.

Coarse / fine aggregate ratio

- If the amount of fines is increased in relation to the coarse aggregate, the overall aggregate surface area will increase.
- If the surface area of the aggregate has increased, the amount of water required will also increase.
- Considering the water demand has increased, the water cement ratio will increase.
- If the water cement ratio has increased, the compressive strength of concrete will decrease.

Aggregate / Cement Ratio

Below points for aggregate cement ratio to be noted.

- If volume remains the same and the proportion of cement in relation to that of sand is increased the surface area of the solid will increase.

- If surface area of the solids has increased, the water required will stay the same for the constant workability.
- Considering increase in cement content for no increase in water demand, the water cement ratio will decrease. If the water cement ratio reduces, the strength of the concrete will increase.

Effect of aggregate/cement ratio on concrete strength

For the given workability increase in the proportion of cement in a mix has little effect on the water demand and results in a reduction in the water/cement ratio. The reduction in water/cement ratio leads to increase in strength of concrete. Therefore, for a given workability increase in the cement content results in an increase in strength of concrete.

Age of concrete

The degree of hydration is synonymous with the age or time of concrete provided the concrete has not been allowed to dry out or the temperature is too low. In the theory, provided the concrete is not allowed to dry out, then it will always be increasing albeit at an ever reducing rate. For convenience and for most practical applications, it is generally accepted that the majority of the strength has been achieved by 28 days.

Compaction of concrete

If Any entrapped air resulting from inadequate compaction of the fresh concrete will lead to a reduction in strength. If there is 10% trapped air in the concrete, the strength will fall down in the range of 30 to 40%.

Temperature

- The rate of hydration reaction is temperature dependent. If the temperature increases the reaction also increases. This means that the concrete kept at higher temperature will gain strength more quickly than the similar concrete placed at a lower temperature.
- However, the final strength of concrete kept at the higher temperature will be lower. This is because the physical form of the hardened cement paste is less well structured and more porous when hydration proceeds at faster rate.
- This is an important point to be remember because temperature has a similar but more pronounced detrimental effect on permeability of the concrete. Effect of temperature on concrete strength.

Relative humidity

If the concrete is allowed to dry out, the hydration reaction will stop. The hydration reaction cannot proceed without moisture content.

Curing

It should be clear from what has been said above that the detrimental effects of storage of concrete in a dry environment can be reduced if the concrete is sufficiently cured to prevent excessive moisture loss.

II. MATERIALS AND METHODOLOGY

Material that are cement, fine aggregate, coarse aggregate, plastic bag wastage are used for making concrete.

2.1. Materials Used:

2.1.1 cement

Cement is the binding material, that is used for the construction purpose that set hardened and ashes to other materials. It is binding with the fine aggregate and coarse aggregate. This can be used for constructions of structural members and masonry ordinary Portland cement used for making the samples.

2.1.1.1. Grades of cement

S.NO	Grade	Compression strength of cement
1	33	33mpa
2	43	43mpa
3	53	53mpa

2.1.1.2. Bogus compounds of cement

1. Tri-Calcium Aluminate ($3\text{CaO} \cdot \text{Al}_2\text{O}_3$ or C3A) 8-12%
2. Tetra Calcium Alumino Ferrate ($4\text{CaO} \cdot \text{Al}_2\text{O}_3 \cdot \text{Fe}_2\text{O}_3$ or C4AF) 6-10%
3. Tri-Calcium Silicate ($3\text{CaO} \cdot \text{SiO}_2$ or C3S) 30-50%
4. Di-Calcium Silicate ($2\text{CaO} \cdot \text{SiO}_2$ or C2S) 20-45%

Tri-Calcium Aluminate ($3\text{CaO} \cdot \text{Al}_2\text{O}_3$ or C3A)

- Formed in the 24 hours of addition of water.
- Max. evolution of heat of hydration.
- check setting time of cement.

Tetra Calcium Alumino Ferrate ($4\text{CaO} \cdot \text{Al}_2\text{O}_3 \cdot \text{Fe}_2\text{O}_3$ or C4AF)

- Established within 24 hrs of adding of water.
- High heat of hydration in initial time periods.

Tri-Calcium Silicate ($3\text{CaO} \cdot \text{SiO}_2$ or C3S)

- Established in within week.
- Gives le for initial strength of cement.
- Contribute about 50-60% of strength.

Di-Calcium Silicate ($2\text{CaO} \cdot \text{SiO}_2$ or C2S)

- This is established during hydration of cement.
- Responsible for progressive later stage strength.
- This component increases the later stage strength.
- e.g. hydraulic structures, bridges.

Composition of cement

- calcium oxide, CaO: from limestone, chalk, shells, shale or calcareous rock.
- Silica, SiO_2 : from sand, old bottles, clay or argillaceous rock.
- Alumina, Al_2O_3 : from bauxite, recycled aluminum, clay.
- Iron, Fe_2O_3 : from from clay, iron ore, scrap iron and fly ash.
- Gypsum, $\text{CaSO}_4 \cdot 2\text{H}_2\text{O}$: found together with limestone.

2.2. Applications:

The cement used abundantly noe a day ,this is used in mixing of concrete for binding Different types of cements are there for different purposes in the construction , diffrent types of cement grade are used for different type of structures for high rise buildings and dams construction high grade cement has been used.

2.2.1. Fine aggregate

- In the construction industry fine aggregate used as a filler material in ha production of concrete and mortar. The fine aggregates acte as filler of matrix between the coarse aggregate and cement.
- The maximum size of the fine aggregate that they pass through 4.75mm sieve with the grade of concrete the amount of fine aggregate should be used the river sand as used for making samples.
- Aggregate is the granular material used to deliver concrete or mortar and when the particles of the granular material are fine to the point that they go through a 4.75mm sifter, it is called fine aggregate. It is broadly utilized in the development business to build the volume of concrete, accordingly it is an expense saving material and you should have a deep understanding of the fine aggregate size, its

density and reviewing zone to track down the best material.

Meaning of Fine Aggregate

- Fine aggregate is the fundamental fixing in concrete that comprises of normal sand or squashed stone. The quality and fine aggregate density unequivocally impact the solidified properties of the concrete.

- The concrete or mortar mixture can be made more solid, more grounded and less expensive on the off chance that you made the determination of fine aggregate on premise of reviewing zone, molecule shape and surface, scraped area and slide obstruction and assimilation and surface dampness.

Job of Fine Aggregate in Concrete Mix

Fine aggregates are the underlying filler that possesses the greater part of the volume of the concrete blend equations. Contingent upon structure, shape, size and different properties of fine aggregate you can fundamentally affect the yield. The part of fine aggregate can be portrayed in couple of focuses

- Fine aggregates gives dimensional solidness to the mixture.
- The versatile modulus and scraped area obstruction of the concrete can be affected with fine aggregate.
- Fine aggregates quality additionally impact the to mixture extents and solidifying properties.
- The properties of fine aggregates additionally essentially affect the shrinkage of the concrete.

2.2.2. Coarse aggregate

- Coarse aggregate gives strength and stiffness to the concrete, the coarse aggregate occupy the 50 to 60 percent of the volume of the concrete and reduces the shrinkage effect and minimize costs.

- The aggregate called as coarse aggregate the are to be retain on 4.75mm sieve and pass through the 20 mm sieve.

Classifications of coarse aggregate based on shape Rounded Aggregate

The rounded aggregates are totally molded by whittling down and accessible as beach rock. Rounded aggregates bring about the base level of voids (32 – 33%) thus gives greater workability. They require a lesser measure of water-cement

ratio. They are not considered for high-strength concrete as a result of helpless interlocking conduct and powerless bond strength.

Irregular Aggregates

The irregular or somewhat rounded aggregates are part of the way molded by whittling down and these are accessible as pit sands and rock. Irregular aggregates may result 35-37% of voids. These will give lesser workability when contrasted with rounded aggregates. The bond strength is somewhat higher than rounded aggregates however not as needed for high strength concrete.

Angular Aggregates

The angular aggregates comprise obvious edges shaped at the convergence of generally planar surfaces and these are acquired by smashing the stones. Angular aggregates result greatest level of voids (38-45%) subsequently gives less workability. They give 10-20% more compressive strength because of advancement of more grounded aggregate-mortar bond. In this way, these are valuable in high strength concrete assembling.

Flaky Aggregates

At the point when the aggregate thickness is little when contrasted and width and length of that aggregate it is supposed to be flaky aggregate. Or then again in the other, when minimal component of aggregate is not exactly the 60% of its mean measurement then it is supposed to be flaky aggregate.

Elongated Aggregates

At the point when the length of aggregate is bigger than the other two measurements then it is called elongated aggregate or the length of aggregate is more prominent than 180% of its mean measurement.

Functions of coarse aggregate

- It make hard and solid of concrete with cement and sand.
- It gives bulk to concrete.
- It increase the crushing value of concrete.
- Reduce the cost of concrete.

2.3. Plastic bag wastage

The customary plastic bag is presently essential for our day by day lives. It's anything but a critical wellspring of contamination and hurtful to the climate. Billions of bags are tossed day by day in nature. apparently reusing isn't beneficial according to perspective of biological and

financial, lightweight to be moved and reusing, burn-through a larger number of assets than it would reestablish this low density polyethylene using in the concrete.

Ordinarily utilized in the production of plastic bags for food bundling and in the assembling of utility bags. The LDPE polymer is produced with short, stretched chains that are broadly spread and are of low density.

Key Characteristics of LDPE Bags

The aftereffect of this assembling cycle is a plastic bag that flaunts respectably low tensile strength and is exceptionally light in weight.

Simultaneously, LDPE bags have a low softening point, which makes them ideal for heat fixing applications. The light idea of the polymer implies it's somewhat clear, so it's not difficult to distinguish the substance it conveys.

2.4. Water

After mixing all materials the require amount of water should added to become good mortar. The portable water is added in this entire concrete mix . Tha addition of water play the major role in the strength gaining and workability. If less amount water is added low workability and gives high strength and wise versa.

2.5. Methodology:

- Initially collected all materials, cement, fine aggregate, coarse aggregate, plastic bag wastage (LDPE) than findout all the properties of the cement and fine aggregate and coarse aggregate amd plastic bag wastage with help preliminary tests on the these material than taken the mix propotions

- 1:1:2 M25 grade of materials are mixed with suitable amount of water and different percentages of plastic bags (0,0.25,0.5,0.75,1) of the weight of the aggregate to be added.

- Initially no LDPE Has to be adde and find out the workability of concrete with slump cone test and than casting of cubes has done and cylinders also after drying of 24 hours placed in the curing tank. After thet compression strength and split tensile strength test were done.

- And same procedure has to be done for different % of adding LDPE Find out results than compare the results with eachother find out the best percentage of LDPE Added to concrete.

III. RESULTS OF THE TEST PROGRAM

3.1. Test results of material

3.1.1. Cement.

The grade of cement 53 grade has taken, the has clean and fresh did not has any bubble, it is very smooth. specific gravity is 3.15.



Fig 3.1. Cement

3.1. Various tests results of cement

Sl no	Test	Results
1	Fineness	1.17%
2	Normal consistancy	35
3	Initial setting time	35 min
4	Final setting time	510min
5	Compressive strength	56 Mpa

3.1.1. Fine aggregate

Fine aggregate used as filler material.



Fig 3.2. fine aggregate

3.2. Properties of fine aggregate

Sl no	Tests	Results
1	Specific gravity	2.64
2	Bulk density	1700Mpa
3	Finess modulus	2.2
4	Water absorption	23.77%
5	Impact value	10.25
6	Crushing value	2.75
7	Abression value	3.21

3.1.1. Coarse aggregate



Fig 3.3. coarse aggregate

3.3. Properties of coarse aggregate

Slno	Tests	Results
1	Specific gravity	2.84
2	Bulk density	1600Mpa
3	Fineness modulus	4.7
4	Water absorption	21.14%
5	Impact value	12.28
6	Crushing value	3.45%
7	Abression value	2.2

3.1.2. Plastic bag wastage (LDPE)

Plastic bag wastage the required amount has cut into pieces same size than mixed in the concrete. This plastic has high impact strength at low temperature.




Fig. 3.4. plastic bag wastage

3.2. Properties of plastic bag wastage (LDPE)

1. Density --0.91-0.94g/cm³
2. Temperature resistance --80-95 degree celcius
3. Elongation at break --200 to 600 %
- 4..Melting point--105 to 115
- 5.Strength at break --10 to 20 Mpa

3.3. Water

The portable water has used in the casting of cubes and curing also.

3.4. Tests on concrete:

workability test Slumpcone test

Procedure:

- First take all concrete material mix slowly and after mixing add water to thet and plastic bag wastage also mix properly until good mix than take slump cone than apply the oil in side it place properly.

- Than pour the concrete in it by three layers and give the 25 blows for each layer than remove the cone juntly than observe the cone and note down the falling of cone from the to , thet is the slump value.

Types of slump

- True slump: concrete maintain cone shape.
- Shear slump: one half of the shape is collapsed inclinedly.

- collapse slump: in this totally collapse of cone.

If u get the shear slump than it is good workable concrete otherwisw the workability of concrete is more.



Fig 3.5 workability of concrete

The concrete is made with 0.55 w/c ratio with no adding of plasti bags. The slump value is 75mm. This is called as shear slump. so the concrete is good workable concrete.

3.4. Slump values after adding different % of plastic bag wastage

Sl no	% of aggregate wt LDPE Added	Slump value mm
1	0	75
2	0.25	78
3	0.5	82
4	0.75	84
6	1	87

3.5. Compression strength of concrete Procedure

Initially take the all materials then mix in the designed 1:1:2 proportions and add water to thet mix until uniform mix than take the cube of 15×15×15 cm and apply the oil inside it after thet pour the concrete in it in three layers for each layer apply the 25 blows with tamping rod.



Fig 3.6. compressive strength of cube

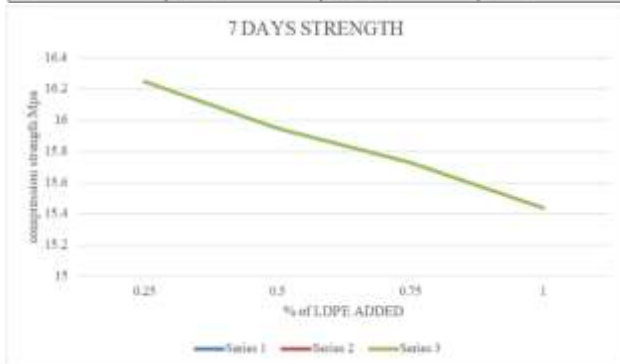
After casting of cubes give the 24 hours time to heardned than remove cube from mould place into the curin tank after 7 and 28 days take the 2 cubes and place in UTM For the compresstion test slowly apply the load on cube loading rate of 140kg/cm²/ min. Note down the reading when specimen os fails or reading is constant do the same procedure for anather cube and take the average value.

Average load applied -N

And do the same procedure with addition of different proportions of plastic bag wastage

3.5. 7 days compression strength of cubes.

% of LDPE ADDED	Load at failure KN	Area mm ²	Strength Mpa
0	365635	150×150	16.25
0.25	358875	150×150	15.95
0.5	353935	150×150	15.73
0.75	351000	150×150	15.60
1	350532	150×150	15.44



3.5. Split tensile strength of concrete Preparation of Samples

The example size is chamber of breadth 15 cm and stature of 30 cm. The shape utilized is metal with mean inner distance across of the form is 15 cm \pm 0.2 mm and the tallness is 30 \pm 0.1 cm. The form ought to be covered with a flimsy film of shape oil before use to forestall bond of concrete.



Fig 3.7. split tensile strength of cylinder

Concrete is set into the shape in layers of roughly 5 cm thickness. Each layer is compacted by hand or by the vibration. While compacting by hand, the packing bar is used and the stroke of the bar will be conveyed in a uniform manner. The quantity of strokes for each layer ought not somewhere around 30. The stroke ought to enter in to the top layer and the base layer ought to be rodded all through its profundity.

In the wake of compacting the top layer, the outside of the concrete ought to be done even out with the highest point of the shape, utilizing a

scoop and covered with a glass or metal plate to forestall evaporation of water.

Curing: The test example ought to be put away in a spot at a temperature of 27° \pm 2°C for 24 hrs. After this period, examples are taken out from the molds to be lowered in clean new water or immersed lime answer for the predetermined curing time frame (like 7 or 28 days). The water or arrangement ought to be recharged like clockwork.

Procedure of Splitting Tensile Test:

- Subsequent to curing, crash water from the outside of example Utilizing a marker, define polar boundaries on the two finishes of the example to check that they are on a similar pivotal spot.

- Measure the components of the example. Keep the pressed wood strip on the lower plate and spot the example. Adjust the example so the lines set apart on the closures are vertical and focused over the base plate.

- Spot the other pressed wood strip over the example and cut down the upper plate to contact the pressed wood strip.

- Apply the heap ceaselessly without shock at a pace of roughly 14-21 kg/cm²/minute (Which relates to a complete heap of 9.9 ton/moment to 14.85 ton/minute) Compose the breaking load (P) Estimation of Tensile Strength.

Research Calculation for testing machine

As indicated by IS456, split tensile strength of concrete = 0.7 * F_{ck} The splitting tensile strength, $T_{sp} = 2P/\pi DL$

Where P is the applied load , D is the breadth of the example and L is length of the example As needs be $P = 0.7 F_{ck} \times \pi DL/2$

Anticipated load= P x factor of security Reach to be chosen for stacking = (— to —)

Splitting Tensile Strength $T_{sp} = 2P/\pi DL$ where P here is the real disappointment load Consequently, Splitting tensile strength of given concrete =... ..N/mm²

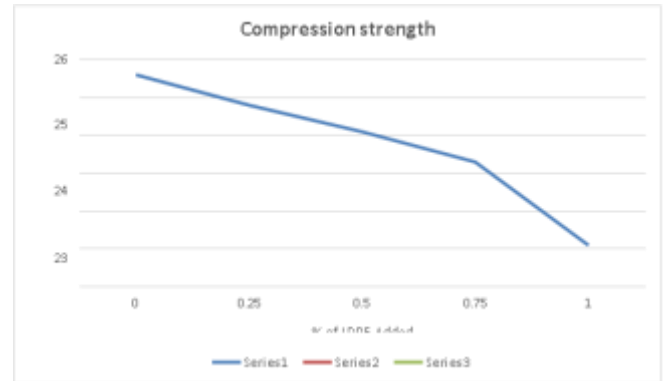
And do the same procedure remaining cubes the are containing plastic bag wastage (LDPE)

3.6.7 days split tensile strength of concrete

%of LDPE	Load applied N	Circumferential area mm	Split tensile strength Mpa
0	3194.99	1413.7	2.23
0.25	3209	1413.7	2.26
0.5	3223.27	1413.7	2.27
0.75	3180	1413.7	2.28
1	3152.6	1413.7	2.23

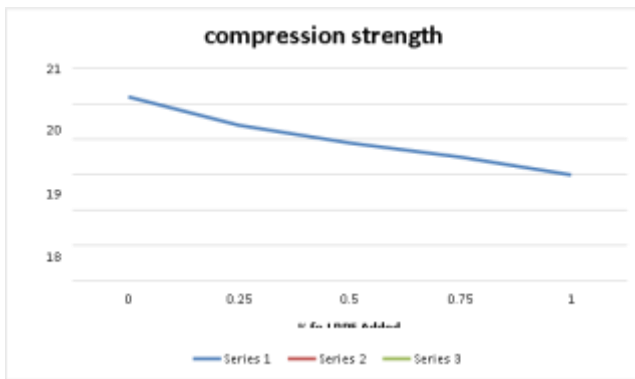
3.9. compression strength of concrete after 28 days

Sl no	%of LDPE	Compression strength Mpa
1	0	25.6
2	0.25	24.8
3	0.5	24.1
4	0.75	23.3
5	1	22.1



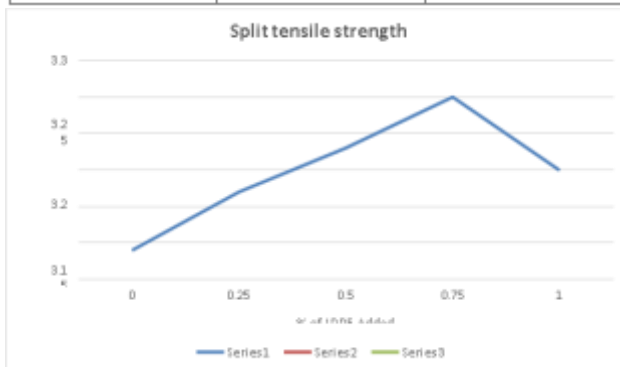
3.7. Compression strength after 14 days

Slno	%of LDPE	Compression strength Mpa
1	0	20.2
2	0.25	19.4
3	0.5	18.9
4	0.75	18.5
5	1	18



3.8. split tensile strength after 14 days

Sl no	%of LDPE	Split tensile strength Mpa
1	0	3.04
2	0.25	3.12
3	0.5	3.18
4	0.75	3.25
5	1	3.15



3.10. Split tensile strength of concrete after 28 days

Sl no	%of LDPE	Split tensile strength Mpa
1	0	3.87
2	0.25	4.01
3	0.5	4.23
4	0.75	4.44
5	1	4.12

IV. CONCLUSION

The cumulative benefits and gains (ecology and environment, weight, tensile strength, ductility, cost and simplicity of the process) allows this type of concrete to be used on a large scale, as a way own to dispose of this waste and with some limitations.

1. The workability decreased.
2. There is generally a decrease in the compressive strength for concrete with the introduction of waste relative to the reference concrete, depending on the % of LDPE, a marking in the form of optimum maximum 0.75LDPE.
3. LDPE Should not more than 1% of the aggregate. mixing become more difficult with increasing the LDPE%.
4. Split tensile strength of the concrete will increase up to 0.75 % of the LDPE content after that decreasing fastly so more than 1% of LDPE not good.
5. From the above results the compressive strength has gradually decreased continuously and split tensile strength increase up to some extent

than suddenly decreased .the 0.75 % of plastic bag wastage (LDPE) IsThe optimum percentage.

6. Using the plastic waste in concrete we can reduce the some amount of pollution from the environment.

REFERENCES

1. United Nations Environmental Programme, Division of Technology, Industry and Economics, International Environmental Technology Centre Osaka/Shiga: Waste and Climate Change, Global Trends and Strategy Framework, [2010], DTI/1314/JP.
2. M. Batayneh, I. Marie, I. Asi, International Journal Waste Management, Vol.27 [2007], 1870- 1878.
3. United Nations Environmental Programme, Division of Technology, Industry and Economics, International Environmental Technology Centre Osaka/Shiga: Converting Waste Plastics into a Resource, Assessment Guidelines,[2009], DTI/1231/JP.
4. R. Kandasamy and R. Murugesan B. K., Vol. 6, N°. 3, ISSN 1819-6608 ARPN Journal of Engineering and Applied Sciences Asian Research Publishing Network, March [2011],.
5. Kessler Consulting, Inc. Innovative Waste Solutions, City of Key West Utilities Department 3140 Flagler Avenue Key West, FL 33040, Repport Submitted by: 14620 N. Nebraska Ave., Bldg. D Tampa, August [2012], FL 33613 813-971-8333.
6. Lubomír B., Peter M., Conferences of Central Europe towards Sustainable Building CESB10 Prague, Material Efficiency 30 Juin - 2 Juillet [2010].